

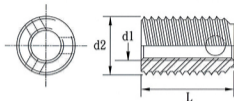


# TOP SCREW METAL CORP.

## 螺峯金屬工業股份有限公司

### SELF TAPPING THREADED INSERT W. THREE CUTTING HOLE

### 三孔螺紋襯套-厚壁



\*\* FOR USE IN THIN WALL OR CLOSE TO AN EDGE 使用組裝物件邊緣

\*\* HIGH PULL-OUT STRENGTH 抗高拉力

\*\* FAST, EASY INSTALLATION 組裝簡單, 快速

### THICK WALL SECTION

INCH SIZE	INCH P/N.	METRIC SIZE	METRIC P/N.	EXTERNAL THREAD		LENGTH	HOLE SIZE	HOLE DEPTH
				d <sub>2</sub> mm	p mm			
INTERNAL THREAD (d <sub>1</sub> )							+0.003" -0.000"	
4-40	TSB30440	M3	TSB30030	5.00	0.60	0.157"	0.181"	0.236"
4-40	TSB30440L	M3	TSB30030L	5.00	0.60	0.236"	0.181"	0.315"
6-32	TSB30632	M3.5	TSB30035	6.00	0.80	0.197"	0.216"	0.278"
6-32	TSB30632L	M3.5	TSB30035L	6.00	0.80	0.315"	0.216"	0.394"
8-32	TSB30832	M4	TSB30470	6.50	0.80	0.236"	0.236"	0.315"
8-32	TSB30832L	M4	TSB30470L	6.50	0.80	0.315"	0.236"	0.394"
10-32	TSB301032	M5	TSB30580	8.00	1.00	0.276"	0.291"	0.354"
10-32	TSB301032L	M5	TSB30580L	8.00	1.00	0.394"	0.291"	0.512"
1/4-20	TSB30420	M6	TSB30610	10.00	1.25	0.315"	0.366"	0.394"
1/4-20	TSB30420L	M6	TSB30610L	10.00	1.25	0.472"	0.366"	0.591"
5/16-18	TSB30518	M8	TSB308125	12.00	1.50	0.354"	0.437"	0.433"
5/16-18	TSB30518L	M8	TSB308125L	12.00	1.50	0.551"	0.437"	0.669"
3/8-16	TSB30616	M10	TSB301015	14.00	1.50	0.394"	0.516"	0.512"
3/8-16	TSB30616L	M10	TSB301015L	14.00	1.50	0.709"	0.516"	0.866"
7/16-14	TSB3071614	M12	TSB301275	16.00	1.75	0.472"	0.590"	0.590"
7/16-14	TSB3071614L	M12	TSB301275L	16.00	1.75	0.866"	0.590"	1.024"
1/2-13	TSB301213	M14	TSB301420	18.00	2.00	0.551"	0.669"	0.669"
1/2-13	TSB301213L	M14	TSB301420L	18.00	2.00	0.945"	0.669"	1.102"
5/8-11	TSB305811	M16	TSB301620	20.00	2.00	0.551"	0.748"	0.669"
5/8-11	TSB305811L	M16	TSB301620L	20.00	2.00	0.945"	0.748"	1.102"

\*\* MATERIAL: STEEL/ STAINLESS STEEL/ BRASS 材質: 鐵/ 白鐵/ 銅

\*\* HOLE SIZE IS FOR REFERENCE ONLY 孔徑僅供參考

地址: 彰化縣彰化市古美里泰和路二段415巷78號

電話: 04-7237159 傳真: 04-7246640 E-mail: receipt@topscrow.com.tw

NO. 78, LANE 415, TAY HO ROAD., SEC.2, KU YI LI, CHANGHWA 500, TAIWAN R.O.C

TEL: +886-4-7-237159 FAX: +886-4-7-246640 EMAIL: receipt@topscrow.com.tw

www.topscrow.com.tw

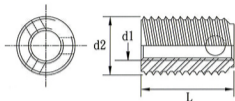


# TOP SCREW METAL CORP.

## 螺峯金屬工業股份有限公司

### SELF TAPPING THREADED INSERT W. THREE CUTTING HOLE

### 三孔螺紋襯套-薄壁



\*\* FOR USE IN THIN WALL OR CLOSE TO AN EDGE 使用限制物件邊緣

\*\* HIGH PULL-OUT STRENGTH 抗高拉力

\*\* FAST, EASY INSTALLATION 組裝簡單, 快速

#### THIN WALL SECTION

INCH SIZE	INCH P/N.	METRIC SIZE	METRIC P/N.	EXTERNAL THREAD		LENGTH	HOLE SIZE	HOLE DEPTH
				d2 mm	p mm			
INTERNAL THREAD (d1)							+0.003" -0.000"	
4-40	TS30440	M3	TS30030	4.50	0.50	0.157"	0.157"	0.236"
4-40	TS30440L	M3	TS30030L	4.50	0.50	0.236"	0.157"	0.315"
6-32	TS30632	M3.5	TS30035	5.00	0.60	0.197"	0.177"	0.276"
6-32	TS30632L	M3.5	TS30035L	5.00	0.60	0.315"	0.177"	0.394"
8-32	TS30832	M4	TS30470	6.00	0.70	0.236"	0.216"	0.315"
8-32	TS30832L	M4	TS30470L	6.00	0.70	0.315"	0.216"	0.394"
10-32	TS301032	M5	TS30580	6.50	0.80	0.276"	0.236"	0.354"
10-32	TS301032L	M5	TS30580L	6.50	0.80	0.394"	0.236"	0.512"
1/4-20	TS30420	M6	TS30610	8.00	1.00	0.315"	0.291"	0.394"
1/4-20	TS30420L	M6	TS30610L	8.00	1.00	0.472"	0.291"	0.591"
5/16-18	TS30518	M8	TS308125	10.00	1.25	0.354"	0.366"	0.433"
5/16-18	TS30518L	M8	TS308125L	10.00	1.25	0.551"	0.366"	0.669"
3/8-16	TS30616	M10	TS301015	12.00	1.50	0.394"	0.437"	0.512"
3/8-16	TS30616L	M10	TS301015L	12.00	1.50	0.709"	0.437"	0.866"
7/16-14	TS3071614	M12	TS301275	14.00	1.75	0.472"	0.516"	0.590"
7/16-14	TS3071614L	M12	TS301275L	14.00	1.75	0.866"	0.516"	1.024"
1/2-13	TS301213	M14	TS301420	16.00	2.00	0.551"	0.590"	0.669"
1/2-13	TS301213L	M14	TS301420L	16.00	2.00	0.945"	0.590"	1.102"
5/8-11	TS305811	M16	TS301620	18.00	2.00	0.551"	0.669"	0.669"
5/8-11	TS305811L	M16	TS301620L	18.00	2.00	0.945"	0.669"	1.102"

\*\* MATERIAL: STEEL/ STAINLESS STEEL/ BRASS/ ALUMINUM 材質: 鐵/ 白鐵/ 銅/ 鋁

\*\* HOLE SIZE IS FOR REFERENCE ONLY 孔徑僅供參考

地址: 彰化縣彰化市古美里泰和路二段415巷78號

電話: 04-7237159 傳真: 04-7246640 E-mail: [recept@topscrew.com.tw](mailto:recept@topscrew.com.tw)

NO. 78, LANE 415, TAY HO ROAD., SEC.2, KU YI LI, CHANGHWA 500, TAIWAN R.O.C

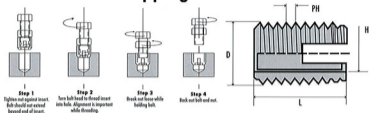
TEL: +886-4-7-237159 FAX: +886-4-7-246640 EMAIL: [recept@topscrew.com.tw](mailto:recept@topscrew.com.tw)

[www.topscrew.com.tw](http://www.topscrew.com.tw)



# Top Screw Metal Corp.

## Self-Tapping Threaded Inserts slotted



Part Number	Internal Thread	External Thread		Length	Drilling Diameter Required			Minimum Drilling Depth
		Dia. W/W	PH (mm)		Plastic (inch)	Aluminum (inch)	Cast Iron (inch)	
TIM01	M2.5	M4.5	0.5	0.236	0.157-0.161	0.161-0.165	0.165-0.169	0.315
TIU01	#2							
TIM02	M3	M5	0.5	0.236	0.177-0.181	0.181-0.185	0.185-0.189	0.315
TIU02	#4							
TIM03	M3.5	M6	0.75	0.315	0.209-0.213	0.217-0.220	0.220-0.224	0.394
TIU03	#6							
TIM04	M4	M6.5	0.75	0.315	0.228-0.232	0.236-0.240	0.240-0.244	0.394
TIU04	#8							
TIM05	M5	M8	1	0.394	0.280-0.283	0.287-0.295	0.295-0.299	0.512
TIU05	#10							
TIM06	M6(A)	M9	1	0.472	0.319-0.323	0.327-0.335	0.335-0.339	0.591
TIU06	#12							
TIM07	M6	M10	1.5	0.551	0.354-0.362	0.362-0.366	0.366-0.370	0.669
TIU07	1/4"							
TIM08	M8	M12	1.5	0.591	0.417-0.425	0.433-0.441	0.441-0.449	0.709
TIU08	5/16"							
TIM09	M10	M14	1.5	0.709	0.496-0.504	0.512-0.524	0.520-0.528	0.866
TIU09	3/8"							
TIM10	M12	M16	1.5	0.866	0.575-0.583	0.591-0.602	0.598-0.606	1.024
TIU10	7/16"							
TIM11	M14	M18	1.5	0.945	0.654-0.661	0.660-0.681	0.677-0.689	1.102
TIU11	1/2"							
TIM12	M16	M20	1.5	0.866	0.732-0.740	0.748-0.760	0.756-0.768	1.063
TIU12	1/2"							
TIM13	M18	M22	1.5	0.945	0.811-0.819	0.827-0.839	0.835-0.846	1.142
TIU13								
TIM14	M20	M26	1.5	1.063	0.969-0.976	0.984-0.996	0.992-1.004	1.260
TIU14								
TIM15	M22	M26	1.5	1.181	0.969-0.976	0.984-0.996	0.992-1.004	1.417
TIU15	3/4"							
TIM16	M24	M30	1.5	1.181	1.134-1.142	1.142-0.154	1.150-1.161	1.417
TIU16	7/8"							
TIM17	M27	M34	1.5	1.181	1.291-1.299	1.299-1.311	1.307-1.319	1.417
TIU17								
TIM18	M30	M36	1.5	1.575	1.378-1.390	1.378-1.390	1.386-1.398	1.811
TIU18								

MATERIAL AVAILABLE: STEEL, STAINLESS STEEL 303 (A1), STAINLESS STEEL 316 (A4 / 18-10), BRASS C3604

SURFACE FINISH AVAILABLE: CR3 WHITE/YELLOW ZINC PLATED

CHARACTERISTICS:

1. EASY TO INSTALLED.
2. DESIGNED TO REPLACE SPRING COIL.
3. PROVIDE STRONG THREADS FOR WEAK MATERIAL LIKE ALUMINUM OR PLASTIC.
4. ABLE TO INSTALL FOR VIBRATING ENVIRONMENT.

TEL: +886-4-7237159 FAX: +886-4-7246640

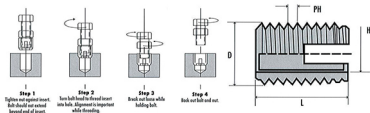
E-mail: [recept@topscrew.com.tw](mailto:recept@topscrew.com.tw) Website: [www.topscrew.com](http://www.topscrew.com)

Address: 78, Lane 415, Tay Ho RD., Sec. 2, Ku Yi Li, Changhua City, Taiwan, R.O.C.



# 螺峯金屬工業股份有限公司

## 自攻螺紋襯套



Part Number	Internal Thread	External Thread		Length	Drilling Diameter Required			Minimum Drilling Depth
		Dia. M/M	PH (mm)		Plastic (inch)	Aluminum (inch)	Cast Iron (inch)	
TIM01	M2.5	M4.5	0.5	0.236	0.157-0.161	0.161-0.165	0.165-0.169	0.315
TIU01	#2							
TIM02	M3	M5	0.5	0.236	0.177-0.181	0.181-0.185	0.185-0.189	0.315
TIU02	#4							
TIM03	M3.5	M6	0.75	0.315	0.209-0.213	0.217-0.220	0.220-0.224	0.394
TIU03	#6							
TIM04	M4	M6.5	0.75	0.315	0.228-0.232	0.236-0.240	0.240-0.244	0.394
TIU04	#8							
TIM05	M5	M8	1	0.394	0.280-0.283	0.287-0.295	0.295-0.299	0.512
TIU05	#10							
TIM06	M6(A)	M9	1	0.472	0.319-0.323	0.327-0.335	0.335-0.339	0.591
TIU06	#12							
TIM07	M6	M10	1.5	0.551	0.354-0.362	0.362-0.366	0.366-0.370	0.669
TIU07	1/4"							
TIM08	M8	M12	1.5	0.591	0.417-0.425	0.433-0.441	0.441-0.449	0.709
TIU08	5/16"							
TIM09	M10	M14	1.5	0.709	0.496-0.504	0.512-0.524	0.520-0.528	0.866
TIU09	3/8"							
TIM10	M12	M16	1.5	0.866	0.575-0.583	0.591-0.602	0.598-0.606	1.024
TIU10	7/16"							
TIM11	M14	M18	1.5	0.945	0.654-0.661	0.660-0.681	0.677-0.689	1.102
TIU11	1/2"							
TIM12	M16	M20	1.5	0.866	0.732-0.740	0.748-0.760	0.756-0.768	1.063
TIU12	1/2"							
TIM13	M18	M22	1.5	0.945	0.811-0.819	0.827-0.839	0.835-0.846	1.142
TIU13								
TIM14	M20	M26	1.5	1.063	0.969-0.976	0.984-0.996	0.992-1.004	1.260
TIU14								
TIM15	M22	M26	1.5	1.181	0.969-0.976	0.984-0.996	0.992-1.004	1.417
TIU15	3/4"							
TIM16	M24	M30	1.5	1.181	1.134-1.142	1.142-0.154	1.150-1.161	1.417
TIU16	7/8"							
TIM17	M27	M34	1.5	1.181	1.291-1.299	1.299-1.311	1.307-1.319	1.417
TIU17								
TIM18	M30	M36	1.5	1.575	1.378-1.390	1.378-1.390	1.386-1.398	1.811
TIU18								

自攻螺紋襯套之材質：鋁、白鐵303(A1),316(A4),鋼3604 (鋼材質可依客戶表面處理要求。)

自攻螺紋襯套之特性：

- 1.自攻螺紋襯套安裝容易。
- 2.自攻螺紋襯套能取代螺紋鑽套。
- 3.自攻螺紋襯套能在軟質金屬或塑膠母件上提供強力的螺牙。
- 4.自攻螺紋襯套安裝後十分緊固，不會因外加之震動而造成鬆脫。

自攻螺紋襯套之應用：自攻螺紋襯套適用於各式材質的物件，例如塑膠、鋁、鋼鐵。

電話：04-7237159 傳真：04-7246640

E-mail:recept@topscrow.com.tw 網站:www.topscrow.com

地址:彰化縣彰化市古夷里泰和路二段415巷78號